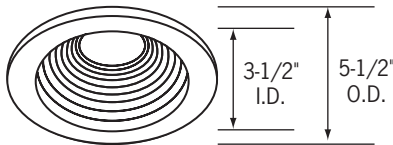


## Trims for 4" RL16G Series Housings

- All trims have white trim ring finish unless specified.
- All trims are cCSAus Certified and suitable for damp locations; only shower trims are rated for wet locations.
- All trims compatible with Megaman® PAR16 lamps. For other manufacturer LED lamp compatibility, please consult factory.
- Clear lens provided with trim should only be used with open MR16 lamps. Lens should not be used with LED lamps.

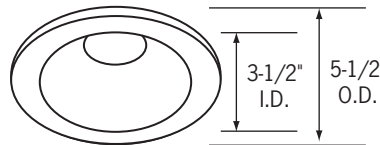


**CTR1601-B\***  
Adjustable Black Baffle, Black Trim Ring

**CTR1601-P\***  
Adjustable Black Baffle

**CTR1601-P-WHT\***  
Adjustable White Baffle

Deep baffle traps stray light and conceals lamp. May be used as downlight or adjustable accent light with 60° swing adjustment.

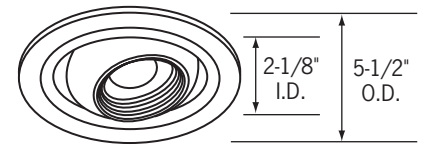


**CTR1602-P-(BLK, CLR, PL, WHT)\***  
White Trim Ring, Select Reflector Finish

**CTR1602-B-BLK\***  
Black Trim Ring, Black Reflector

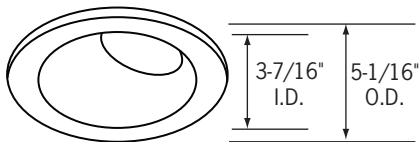
**CTR1602-(ST, NK)-CLR\***  
Select Metal Trim Finish, Clear Reflector

Multipliers utilizes a highly polished, specular reflector to maximize light intensity while concealing the light source. Offers the flexibility to be used as a downlight or adjustable accent light with 35° swing adjustment.

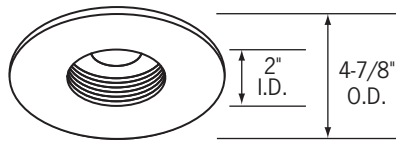


**CTR1608-P**  
Black Baffled Eyeball

Up to 45° vertical aiming, 358° rotational adjustment. Black baffle provides excellent cutoff and lamp concealment. 45mm lens.



**CTR1614-P-CLR**  
Clear Reflector Angled Wall Wash  
Adjustable lampholder; 55-75° aiming angle. 45mm lens.



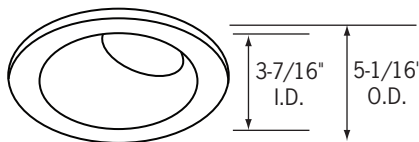
**CTR1605-P\***  
Black Baffled Pin Spot

**CTR1605-P-WHT\***  
White Baffled Pin Spot

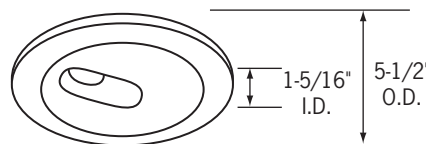
Precise beam spread and unobtrusive appearance. Concealed lamp design for maximum eye comfort. Deep baffle.



**CTR1624G- (B, P)**  
Fully Adjustable Square in Round, Select Finish  
87° vertical and 359° rotation adjustment. Die-cast aluminum construction. Front access, spring latch lamp retainer ring. 47mm lens. Depth from ceiling: 2-1/2"



**CTR1614CL-P-CLR**  
Angled Wall Wash Shower Trim  
Die cast aluminum. Clear specular angled reflector. Adjustable lampholder; 55-75° aiming angle. Double neoprene gasketed. Clear glass lens. 45mm lens.



**CTR1603-P**  
Slotted Wall Wash  
Slot aperture permits maximum beam area adjustment for either wall wash or concealed accent lighting effects. 50° swing adjustment, 358° rotation. 50mm lens.

**CONTINUED**

All finishes are not available for all trims.

**Reflector Finish Options:**

- CLR** - Clear, Specular
- BLK** - Black, Specular
- WHT** - White Light, Specular
- PL** - Platinum, Matte

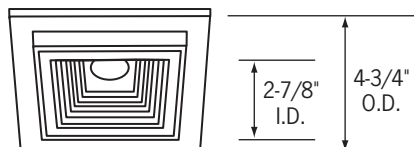
**Trim Finish Options:**

- P** - White
- B** - Black
- NK** - Nickel
- ST** - Brushed Stainless Steel

\*Trim uses stepped lens holder design and can hold up to two (2) light controlling elements. 45mm lens on lower level of lamp seat, 50mm lens on higher level.

## Trims for 4" RL16G Series Housings

- All trims have white trim ring finish unless specified.
- All trims are cCSAus Certified and suitable for damp locations; only shower trims are rated for wet locations.
- All trims compatible with Megaman® PAR16 lamps. For other manufacturer LED lamp compatibility, please consult factory.
- Clear lens provided with trim should only be used with open MR16 lamps. Lens should not be used with LED lamps.



### CTR1604-P

Black Baffled Square

Deep baffle traps stray light and conceals light source. Downlight or adjustable: up to 35° vertical adjustment. 45mm lens.



### CTR1601SQ-B

Adjustable Black Baffle, Black Trim

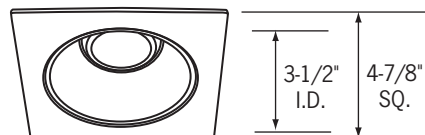
### CTR1601SQ-P

Adjustable Black Baffle, White Trim

### CTR1601SQ-WHT

Adjustable White Baffle, White Trim

Deep baffle traps stray light and conceals lamp. May be used as downlight or adjustable accent light with 60° swing adjustment.



### CTR1602SQ-B-(BLK, CLR)

Adjustable Multiplier; Black Trim, Black or Clear Reflector

### CTR1602SQ-P-(CLR, WHT)

Adjustable Multiplier; White Trim, Clear or White Reflector

Multipliers utilizes a highly polished, specular reflector to maximize light intensity while concealing the light source. Offers the flexibility to be used as a downlight or adjustable accent light with 35° swing adjustment.

All finishes are not available for all trims.

#### Reflector Finish Options:

**CLR** - Clear, Specular  
**BLK** - Black, Specular  
**WHT** - White Light, Specular  
**PL** - Platinum, Matte

#### Trim Finish Options:

**P** - White  
**B** - Black  
**NK** - Nickel  
**ST** - Brushed Stainless Steel

\*Trim uses stepped lens holder design and can hold up to two (2) light controlling elements. 45mm lens on lower level of lamp seat, 50mm lens on higher level.