

CRS5

LED Quick Release Mini Pendant

Specifications/Features

Fixture

Versatile 6W integrated LED Mini Pendant with 400 delivered lumens provides simple elegance for decorative lighting.

Compatible with most ConTech Gravity- and Lock-Fit Decorative Shades. Shade options include hand crafted glass, case glass, and fabric (shades sold separately).

The smaller pendant form factor and light output facilitate the use of smaller shades to meet a large array of design needs.

Available in four (4) standard lengths (24", 48", 72", and 96") eliminating the need for field adjustment. For installations requiring a custom length, the pendant is easily field adjustable.

Must be used with one of the mounting options listed below.

Choose from line voltage track, line voltage flexible track or canopy mounting options (details below).

Dimming allows smooth illumination down to 10%.

Frosted diffusion lens, Gravity-Fit shade adapter, and lens installation tool are included.

Complete pendant system consists of three (3) components ordered separately: CRS5 Mini Pendant, CRS5 mounting option, and decorative shade.

Lamp/Electrical

The 6W LED pendant includes a single LED package available in 2700K and 3000K, CRI90+.

Excellent fixture to fixture color consistency within a 3-step MacAdam Ellipse tolerance.

System designed and rated for 50,000 hours at 70% lumen maintenance.

Driver

Triac Dimming Driver: Input Wattage 6W; Input Voltage 120VAC, 50/60Hz

0-10V Dimming Driver: Input Wattage 6W; Input Voltage 120/277VAC, 50/60Hz

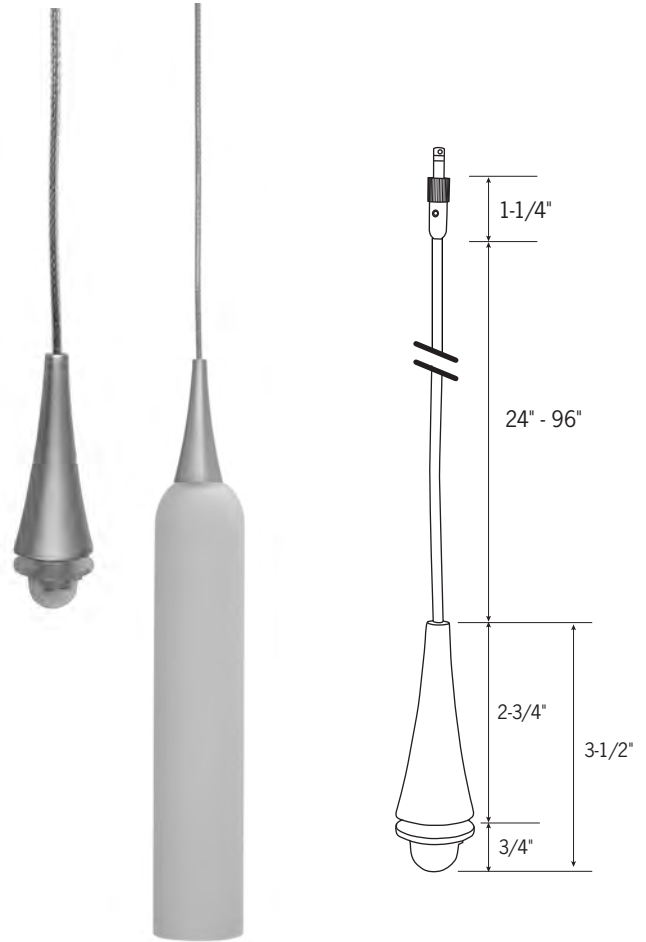
Warranty

Fixture is covered by ConTech's full five (5) year replacement guarantee after date of purchase.

Labels/Usage

CSA Certified to UL Standards.

Suitable for dry locations.



Shown with Vasa shade (CTG4VA3W)
For compatible shades,
see attached Decorative Shade Options

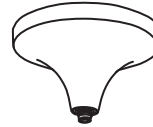
CRS5

LED Quick Release Mini Pendant

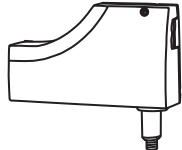
Mounting Options



Line Voltage Track Adapter
 To connect pendant to standard line voltage track. Triac LED dimming driver included. 7" L x 2" H. Black, white and silver finish only.
CRS5-LVTQRD1-(B,P,S) - Triac Dimming Driver



Decorative Ceiling Canopy
 Mounts to NEC approved 4" round or octagon junction box with minimum depth of 1-1/2". 0-10V LED Dimming driver included. 2-1/2" H, 4-3/8" Dia.
CRS5-DQRCD1-(AB,B,P,S) - Triac Dimming Driver
CRS5-DQRCD2-(AB,B,P,S) - 0-10V Dimming Driver



Odyssey Line Voltage Flexible Track Adapter
 To connect pendant to Odyssey line voltage flexible track. Triac LED dimming driver included. 6" L x 3-1/2" H. Antique bronze and silver finish only.
CRS5-ODYQRD1-(AB,S) - Triac Dimming Driver



Thin Ceiling Canopy
 Mounts to NEC approved 4" round or octagon junction box with minimum depth of 1-1/2". 0-10V LED Dimming driver included. 1/2" H, 4-3/8" Dia.
CRS5-TQRCD1-(AB,B,P,S) - Triac Dimming Driver
CRS5-TQRCD2-(AB,B,P,S) - 0-10V Dimming Driver



Three Pendant Ceiling Canopy
 Mounts to NEC approved 4" round or octagon junction box with minimum depth of 1-1/2". 0-10V LED Dimming driver included. 2" H x 12" Dia.
CRS5-3QRCD1-(AB,B,P,S) - Triac Dimming Driver
CRS5-3QRCD2-(AB,B,P,S) - 0-10V Dimming Driver



Ceiling Canopy
 LED Dimming driver included. 1-5/16" H, 4-3/8" Dia.
CRS5-QRCD1-(AB,B,P,S) - Triac Dimming Driver
CRS5-QRCD2-(AB,B,P,S) - 0-10V Dimming Driver

Ordering Information

Example Order: - -

Luminaire	Color Temp	CRI	Finish	
<input type="text"/>	<input type="text"/>	<input type="text"/>	<input type="text"/>	
CRS524 - 2' Pendant CRS548 - 4' Pendant CRS572 - 6' Pendant CRS596 - 8' Pendant	27K - 2700K 30K - 3000K	C - 90CRI	AB - Antique Bronze B - Black P - White S - Silver	

Mounting Option	Finish
<input type="text"/>	<input type="text"/>
CRS5-LVTQRD1 - Line Voltage Track Adapter, Triac Dimming (B,P,S only) CRS5-ODYQRD1 - Odyssey Line Voltage Flexible Track Adapter, Triac Dimming (AB,S only) CRS5-DQRCD1 - Decorative Ceiling Canopy, Triac Dimming CRS5-DQRCD2 - Decorative Ceiling Canopy, 0-10V Dimming CRS5-TQRCD1 - Thin Ceiling Canopy, Triac Dimming CRS5-TQRCD2 - Thin Ceiling Canopy, 0-10V Dimming CRS5-QRCD1 - Ceiling Canopy, Triac Dimming CRS5-QRCD2 - Ceiling Canopy, 0-10V Dimming CRS5-3QRCD1 - Three Pendant Canopy, Triac Dimming CRS5-3QRCD2 - Three Pendant Canopy, 0-10V Dimming	AB - Antique Bronze B - Black P - White S - Silver

Shade

DECORATIVE LOCK FIT PENDANT SHADES

Vasa



- Sleek and elegant lock fit shade designed for the CRS5 Mini Pendant
- 10" High x 2" Diameter, 5/8" ID mounting hole
- Frosted White Satin finish



Frosted White Satin

Shade

CTG4VA3W

Treo



- Lock fit shade made of satin (matte finish) glass
- 4" High x 5" Diameter
- Available in Satin Blue, Satin Red, and Satin White



Satin Blue Satin Red Satin White

Shade — Color

CTS349 SB - Satin Blue
SR - Satin Red
SW - Satin White

Theros



- Lock fit shade made of satin (matte finish) glass
- 4-1/8" High x 4-1/8" Diameter
- Available in Satin Blue, Satin Red, Satin White, and Satin Yellow



Satin Blue Satin Red Satin White Satin Yellow


Shade — Color

CTS351 SB - Satin Blue SW - Satin White
SR - Satin Red SY - Satin Yellow

Satin Glass Cone



- Lock fit shade made of satin (matte finish) glass
- 3" High x 4-3/4" Diameter
- Available in Amber, Blue, Frost, Green, and Red



Amber Blue Frost Green Red

Shade — Color

LA1634 A - Amber G - Green
B - Blue R - Red
F - Frosted

Aleo



- Lock fit shade made of satin (matte finish) glass
- 2-7/8" High x 3-7/16" Diameter
- Available in Satin Blue, Satin Amber, Satin Red, and Satin White



Satin Blue Satin Red Satin White Satin Yellow

Shade — Color

CTS354 SB - Satin Blue SR - Satin Red
SO - Satin Amber SW - Satin White

Case Glass Ellipse



- Lock fit shade made of case glass
- 11-1/2" High x 4-1/2" Diameter
- Available in Amber, Blue, Red, and White



Amber Blue Red White


Shade — Color

LA1632 AP - Amber R - Red
B - Blue W - White

Oval Frit



- Lock fit shade made of frit case glass
- 6" High x 4" Diameter
- Available in Amber, Blue, Red, and White



Amber Blue Red White

Shade — Color

LA1633 AP - Amber R - Red
B - Blue W - White

DECORATIVE GRAVITY FIT PENDANT SHADES

Hand Crafted Gravity Fit Glass Shades


- Multiple layers of clear and colored glass are combined to create color effects not found in typical factory glass
- Special glass blowing techniques create air bubbles and unique variations in the color and thickness of the glass, giving each shade a distinct, artisan appearance
- Each shade is available in four (4) standard finishes:



Optic Swirl



Tortoise Shell



Pineapple Twist



Blue Optic Swirl

Cone Series



6-3/8" High x 5-5/8" Diameter

- RCG124** - Optic Swirl
- RCG564** - Tortoise Shell
- RCG674** - Pineapple Twist
- RCG784** - Blue Optic Swirl

Cylinder Series



8" High x 3-1/4" Diameter

- RCG125** - Optic Swirl
- RCG565** - Tortoise Shell
- RCG675** - Pineapple Twist
- RCG785** - Blue Optic Swirl

Flared and Trimmed Series



6" High x 6-5/8" Diameter

- RCG122** - Optic Swirl
- RCG562** - Tortoise Shell
- RCG672** - Pineapple Twist
- RCG782** - Blue Optic Swirl

Globe Series



5" High x 5-1/2" Diameter

- RCG129** - Optic Swirl
- RCG569** - Tortoise Shell
- RCG679** - Pineapple Twist
- RCG789** - Blue Optic Swirl

Oval Series



9" High x 6-1/2" Diameter

- RCG126** - Optic Swirl
- RCG566** - Tortoise Shell
- RCG676** - Pineapple Twist
- RCG786** - Blue Optic Swirl

Scalloped Series



6" High x 5-5/8" Diameter

- RCG128** - Optic Swirl
- RCG568** - Tortoise Shell
- RCG678** - Pineapple Twist
- RCG788** - Blue Optic Swirl

Fabric Shades


- Available in three (3) Square, Drum and Cylinder shapes with six (6) standard fabrics
- Optional top dust cover and acrylic bottom diffuser (may only be used with CRS8 pendant; consult factory for use on Symphony LED pendant)
- Custom shade sizes and fabrics are available, consult factory for information



Linen



Sand




Slate



Chocolate



Maroon



Embroidered

Cylinder Fabric Shades



Shade	Fabric
OFFCYA - 5" Dia. x 9" H	1 - Linen
OFFCYB - 6" Dia. x 12" H	2 - Sand
OFFCYC - 6" Dia. x 14" H	3 - Slate
	4 - Chocolate
	5 - Maroon
	6 - Embroidered

Dust Cover (Top of Shade)

- OFFDCRD5** - 5" Dia. (OFFCYA)
- OFFDCRD6** - 6" Dia. (OFFCYB & OFFCYC)

Acrylic Diffuser (Bottom of Shade)

- OFFDIFRD5** - 5" Dia. (OFFCYA)
- OFFDIFRD6** - 6" Dia. (OFFCYB & OFFCYC)

Drum Fabric Shades



Shade	Fabric
OFFDRA - 6" Dia. x 5" H	1 - Linen
OFFDRB - 8" Dia. x 7" H	2 - Sand
OFFDRC - 10" Dia. x 8" H	3 - Slate
	4 - Chocolate
	5 - Maroon
	6 - Embroidered

Dust Cover (Top of Shade)

- OFFDCRD8** - 8" Dia. (OFFDRB)
- OFFDCRD10** - 10" Dia. (OFFDRC)

Acrylic Diffuser (Bottom of Shade)

- OFFDIFRD8** - 8" Dia. (OFFDRB)
- OFFDIFRD10** - 10" Dia. (OFFDRC)

Square Fabric Shades



Shade	Fabric
OFFSQA - 6" Sq. x 7" H	1 - Linen
OFFSQB - 8" Sq. x 9" H	2 - Sand
OFFSQC - 10" Sq. x 11" H	3 - Slate
	4 - Chocolate
	5 - Maroon
	6 - Embroidered

Dust Cover (Top of Shade)

- OFFDCSQ6** - 6" Sq. (OFFSQA)
- OFFDCSQ8** - 8" Sq. (OFFSQB)
- OFFDCSQ10** - 10" Sq. (OFFSQC)

Acrylic Diffuser (Bottom of Shade)

- OFFDIFSQ6** - 6" Sq. (OFFSQA)
- OFFDIFSQ8** - 8" Sq. (OFFSQB)
- OFFDIFSQ10** - 10" Sq. (OFFSQC)

DECORATIVE GRAVITY FIT PENDANT SHADES

Designer Series

- Available in three (3) shapes with seven (7) standard finishes



Champagne



Frosted




Gray



Champagne Crackle



Champagne Seeded



Gray Crackle



Gray Seeded

Large Globe



- Gravity fit shade made of case glass
- 9" Diameter

- CTG312** - Smoke Gray Crackle
- CTG311** - Champagne Crackle
- CTG322** - Smoke Gray Seeded
- CTG321** - Champagne Seeded
- CTG332** - Smoke Gray
- CTG334** - Frosted White
- CTG331** - Champagne

Small Globe



- Gravity fit shade made of case glass
- 5-1/2" Diameter

- CTG212** - Smoke Gray Crackle
- CTG211** - Champagne Crackle
- CTG222** - Smoke Gray Seeded
- CTG221** - Champagne Seeded
- CTG232** - Smoke Gray
- CTG234** - Frosted White
- CTG231** - Champagne

Jar



- Gravity fit shade made of case glass
- 5-3/4" Diameter x 6" High

- CTG112** - Smoke Gray Crackle
- CTG111** - Champagne Crackle
- CTG122** - Smoke Gray Seeded
- CTG121** - Champagne Seeded
- CTG132** - Smoke Gray
- CTG134** - Frosted White
- CTG131** - Champagne

Double Cylinder



- Gravity fit shade made of case glass
- Frosted inner glass: 7-1/8" H x 4-1/2" Dia
- Electroplated outer glass: 8-1/2" H x 5-1/2" Dia
- Six (6) standard finishes available




Champagne Crackle



Gray Crackle



Clear Crackle



Champagne Seeded



Gray Seeded



Clear Seeded


Series – Inner Shade – Outer Shade

CTG	434 - Frosted White	516 - Gray Crackle	527 - Champ. Seeded
		517 - Champ. Crackle	515 - Clear Crackle
		526 - Gray Seeded	525 - Clear Seeded

Elements Metallic Glass Cylinder




- Gravity fit shade with white frost diffuser
- Assembled: 11-7/8" High x 4-3/4" Diameter
- Available in Copper, Gold, and Silver



Copper



Gold



Silver/Chrome

Shade Color – Inner Diffuser


CTG61	C - Copper	OFG101 - White Frosted
	G - Gold	
	S - Silver/Chrome	

DECORATIVE GRAVITY FIT PENDANT SHADES

Ellipse



- Gravity fit shade made of case glass
- 11-1/2" High x 4-1/2" Diameter
- Available in Amber, Blue, Red, and White




Shade — Color

MLA106 **AP** - Amber **R** - Red
 B - Blue **W** - White

Etch



- Gravity or Lock fit shade made of case glass
- Includes chrome plated ring mount
- 10" High x 4" Diameter
- Available in Amber, Blue, Black, and Red




Shade — Color

MLA115K **AP** - Amber **R** - Red
 B - Blue **W** - White

Oval Frit



- Gravity fit shade made of case glass
- 6" High x 4" Diameter
- Available in Amber, Blue, Red, and White




Shade — Color

MLA107 **AP** - Amber **R** - Red
 B - Blue **W** - White

Deco Scale Ellipse



- Gravity fit shade made of case glass
- 11-1/2" High x 4-1/2" Diameter
- Available in Amber, Blue, Red, and White




Shade — Color

MLA111 **AP** - Amber **R** - Red
 B - Blue **W** - White

Ribbed Cylinder



- Gravity fit shade made of case glass
- 8" High x 4-1/4" Diameter
- Available in Amber, Blue, Red, and White




Shade — Color

MLA110 **AP** - Amber **R** - Red
 B - Blue **W** - White

Deco Scale Oval



- Gravity fit shade made of case glass
- Glass takes on a different appearance when lit
- 6" High x 4" Diameter
- Available in Amber, Blue, Red, and White



Shade — Color


MLA112 **AP** - Amber **R** - Red
 B - Blue **W** - White

DECORATIVE GRAVITY FIT PENDANT SHADES

Drip



- Gravity or lock fit shade made of frit glass
- Includes chrome plated ring mount
- 10-1/4" High x 4" Diameter
- Available in Blue, Red, and White




Shade — Color

MLA114K **B** - Blue **W** - White
 R - Red

Bullet



- Gravity fit shade made of case glass
- 10-1/8" High x 4-3/4" Diameter
- Available in White Frost, Blueberry, Mango Sunset, Amber, and Red




Shade

OFG301 - White Frost **OFG307** - Amber
OFG302 - Blueberry **OFG308** - Red
OFG303 - Mango Sunset

Luminous Wrap



- Gravity fit shade made of Parchment Paper
- Includes brass ring mount; optional chrome external hardware is available (MLA248-CHR NUTS)
- 10" High x 4-1/2" Diameter
- Available in Beige Parchment Paper




Shade — Color

MLA248 **B** - Beige Parchment Paper

Cylinder



- Gravity or lock fit shade made of case glass
- 8-3/4" High x 3-1/2" Diameter
- Includes chrome plated ring mount
- Available in White Frost, Blueberry, Mango Sunset, Amber, and Red




Shade

OFG101 - White Frost **OFG107** - Amber
OFG102 - Blueberry **OFG108** - Red
OFG103 - Mango Sunset

Bell



- Gravity fit shade made of satin glass
- 7-1/4" High x 5-7/8" Diameter
- Available in White Frost, Blueberry, Mango Sunset, Amber, and Red



Shade

OFG201 - White Frost **OFG207** - Amber
OFG202 - Blueberry **OFG208** - Red
OFG203 - Mango Sunset