

# CTL805 H

## O2 Horizontal Housing Dimmable LED Track Fixture

### Specifications/Features

#### Fixture

High performance, eco-friendly LED track fixture available in three (3) wattages. Providing a sleek, modern look, the fixture head and housing have been designed to quietly compliment any space.

Heat sink has been thermally engineered to provide optimal heat dissipation ensuring long life and consistent performance.

The horizontally oriented die-cast aluminum driver housing is also available in a slender configuration, see drawing for details.

Dimming is available and allows smooth illumination down to 1% with D3 option. Precision aiming adjustment: 360°+ aiming horizontal and 180° vertical rotation. Integral ON/OFF switch and track polarity indicator are standard.

Can accept one (1) LF20 lens or one (1) LA-45 Black Honeycomb Louver by using the FA-41 Snoot/Accessory Holder.

#### Lamp

Light engine consists of a single, high lumen output multi-chip LED array. Available in the following color temperatures: 2700K, 3000K, 3500K and 4000K; CRI 80 min., 83 Typical. High CRI 90+ available.

Excellent fixture to fixture color consistency within a 3-step MacAdam Ellipse tolerance.

Available in 13° Spot, 27° Medium and 40° Flood beams; each distribution is achieved utilizing specular spun metal reflectors. Each reflector has been optically engineered to provide a smooth uniform beam, maximizing output and minimizing glare.

System designed and rated for 50,000 hours at 70% lumen maintenance.

#### Electrical

Nominal Wattage	Dimming Option	Input Wattage	Input Voltage	Frequency
14W	N	14W	120/277V	50/60Hz
	D	14W	120V	50/60Hz
	D3	14W	120V	50/60Hz
29W	N	29.4W	120/277V	50/60Hz
	D	29W	120v	50/60Hz
	D3	29W	120V	50/60Hz
42-45W Thin	N	41.9W	120/277	50/60Hz
42-45W	N	44.7W	120/277V	50/60Hz
	D3	42.8W	120V	50/60Hz

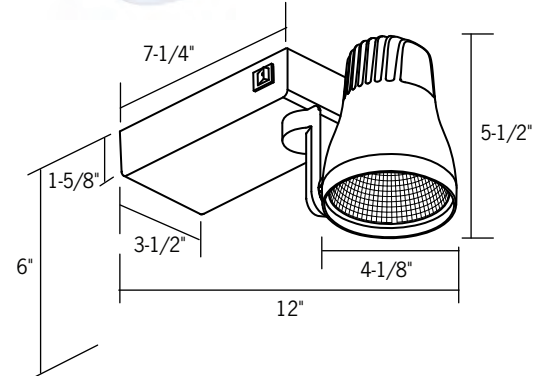
The O2 fixtures utilize drivers manufactured by Lutron, Philips, Roal and Thomas Research Products. For additional information, please consult factory.

#### Warranty

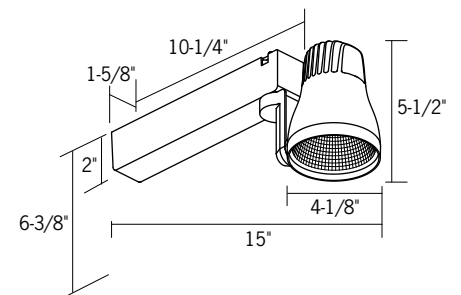
This complete fixture is covered by ConTech's full five (5) year replacement guarantee after date of purchase.

#### Listing

cCSAus Certified to UL standards. Suitable for dry locations.



#### Thin Horizontal Housing



# CTL805 H

## 02 Horizontal Housing Dimmable LED Track Fixture

### Ordering Information

Example Order:  –

Fixture	Orientation	Beam	Color Temp	Dimming Option	Finish	Accessories
<b>CTL8051</b> - 14W/1065Lm <b>CTL8052</b> - 29W/1900Lm <b>CTL8053</b> - 42 - 45W/ 2550Lm	<b>H</b> - Horizontal <b>HT</b> - Horizontal Thin 8052 and 8053 Non-Dimming Only	<b>S</b> - Spot <b>M</b> - Medium <b>F</b> - Flood	<b>27</b> - 2700K <b>3</b> - 3000K <b>35</b> - 3500K <b>4</b> - 4000K <b>27C</b> - 2700K, 90+ CRI <b>3C</b> - 3000K, 90+ CRI <b>35C</b> - 3500K, 90+ CRI <b>4C</b> - 4000K, 90+ CRI	<b>N</b> - Non-Dimming <b>D</b> - Dimming (120V Only) <b>D3</b> - Lutron Hi-lume 1% 2-Wire LED Driver (120V Forward Phase Only)	<b>B</b> - Black <b>P</b> - White <b>S</b> - Silver	<b>LA-45</b> - Black Honeycomb Louver <b>FA-41-(B,P,S)</b> - 1" Snoot/Accessory Holder <b>LF20-(A, B, CL, G, LB, R, RO, Y, 73, LS, SL, UV)*</b> 3-3/4" Dia. Tempered Glass Lenses  <i>*Color/Pattern Legend</i> <b>-A</b> (Amber), <b>-B</b> (Blue), <b>-CL</b> (Clear), <b>-G</b> (Green), <b>-LB</b> (Light Blue), <b>-R</b> (Red), <b>-RO</b> (Rose), <b>-Y</b> (Yellow), <b>-73</b> (Spread Lens), <b>-LS</b> (Linear Spread Lens), <b>-SL</b> (Soft Light), <b>-UV</b> (Optivex UV Filter)

# CTL805 H

## 02 Horizontal Housing Dimmable LED Track Fixture

### Photometrics

\*For 14W data, multiply results by .36; For 29W data, multiply results by .73

### 42 - 45W\* Spot Beam, 3000K: CTL8053HS3

Designed for 50,000 Hour Lamp Life<sup>1</sup>; LM-63 Test No. 74946

Light Output (Fixture Delivered Lumens): 2544

Total Watts@120V: 44.3

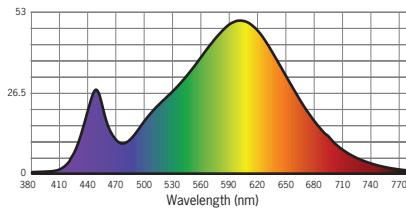
Lumens Per Watt: 57.4

Color Rendering Index (CRI)<sup>2</sup>: 82

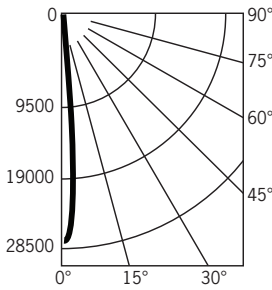
Color Temperature (CCT)<sup>3</sup>: 3145 Warm White

Spectral Power Distribution Chart<sup>4</sup>

LM-79 Test No. 74951



Candela Curve



Candlepower Summary

FROM 0	CANDELA	LUMENS
0	27539	
5	18609	1334
15	2144	676
25	941	424
35	17	73
45	10	8
55	8	7
65	9	9
75	6	7
85	4	4
95	0	

Intensity Distribution

DISTANCE (FT.)	FOOTCANDLES (FC)	BEAM DIAMETER (FT.)
6'	765.0	1.4
8'	430.3	1.8
10'	275.4	2.3
12'	191.2	2.7
14'	140.5	3.2
16'	107.6	3.7

Beam Distribution: 13°

### 42 - 45W Medium Beam, 3000K: CTL8053HM3

Designed for 50,000 Hour Lamp Life<sup>1</sup>; LM-63 Test No. 74947

Light Output (Fixture Delivered Lumens): 2590

Total Watts@120V: 44.7

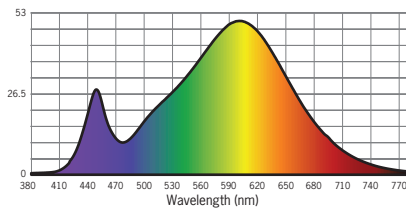
Lumens Per Watt: 57.9

Color Rendering Index (CRI)<sup>2</sup>: 82

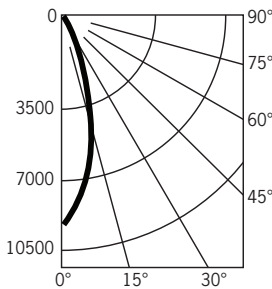
Color Temperature (CCT)<sup>3</sup>: 3140 Warm White

Spectral Power Distribution Chart<sup>4</sup>

LM-79 Test No. 74952



Candela Curve



Candlepower Summary

FROM 0	CANDELA	LUMENS
0	9240	
5	8290	719
15	3949	1093
25	1401	655
35	23	89
45	11	8
55	9	8
65	8	8
75	7	7
85	3	3
95	0	

Intensity Distribution

DISTANCE (FT.)	FOOTCANDLES (FC)	BEAM DIAMETER (FT.)
6'	256.7	2.7
8'	144.4	3.5
10'	92.4	4.4
12'	64.2	5.3
14'	47.1	6.2
16'	36.1	7.1

Beam Distribution: 27°

### 42 - 45W\* Flood Beam, 3000K: CTL8053HF3

Designed for 50,000 Hour Lamp Life<sup>1</sup>; LM-63 Test No. 74948

Light Output (Fixture Delivered Lumens): 2567

Total Watts@120V: 44.2

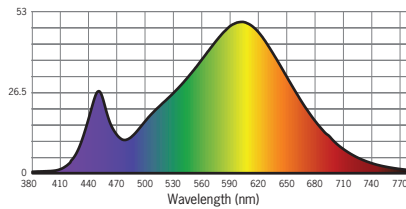
Lumens Per Watt: 58.1

Color Rendering Index (CRI)<sup>2</sup>: 83

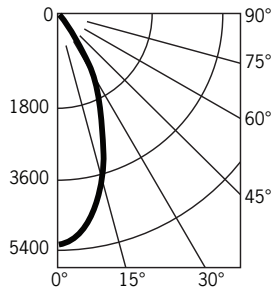
Color Temperature (CCT)<sup>3</sup>: 3134K Warm White

Spectral Power Distribution Chart<sup>4</sup>

LM-79 Test No. 74953



Candela Curve



Candlepower Summary

FROM 0	CANDELA	LUMENS
0	5251	
5	5098	467
15	3578	984
25	1906	861
35	203	211
45	15	15
55	10	9
65	9	9
75	8	8
85	3	4
95	0	

Intensity Distribution

DISTANCE (FT.)	FOOTCANDLES (FC)	BEAM DIAMETER (FT.)
6'	145.9	3.8
8'	82.0	5.1
10'	52.5	6.4
12'	36.5	7.7
14'	26.8	8.9
16'	20.5	10.2

Beam Distribution: 40°

1. Dependant on surrounding temperatures  
 2. Accuracy of rendering colors  
 3. Color appearance of light source  
 4. Colors present within the light source