

CTL805 V

O2 Vertical Housing Dimmable LED Track Fixture

Specifications/Features

Fixture

High performance, eco-friendly LED track fixture available in three (3) wattages. Providing a sleek, modern look, the fixture head and housing have been designed to quietly compliment any space.

Heat sink has been thermally engineered to provide optimal heat dissipation ensuring long life and consistent performance.

The vertically oriented die-cast aluminum driver housing is also available in a smaller scale option, see drawing for details.

Dimming is available and allows smooth illumination down to 1% with D3 option.

Lockable, precision aiming adjustment: 360°+ aiming horizontal and 180° vertical rotation.

Integral ON/OFF switch and track polarity indicator are standard.

Can accept one (1) LF20 lens or one (1) LA-45 Black Honeycomb Louver by using the FA-41 Snoot/Accessory Holder.

Lamp

Light engine consists of a single, high lumen output multi-chip LED array.

Available in the following color temperatures: 2700K, 3000K, 3500K and 4000K; CRI 80 min., 83 Typical. High CRI 90+ available.

Excellent fixture to fixture color consistency within a 3-step MacAdam Ellipse tolerance.

Available in 13° Spot, 27° Medium and 40° Flood beams; each distribution is achieved utilizing specular spun metal reflectors. Each reflector has been optically engineered to provide a smooth uniform beam, maximizing output and minimizing glare.

System designed and rated for 50,000 hours at 70% lumen maintenance.

Electrical

Nominal Wattage	Dimming Option	Input Wattage	Input Voltage	Frequency
14W	N	14W	120/277V	50/60Hz
	D	14W	120V	50/60Hz
	D3	14W	120V	50/60Hz
29W Thin	N	29W	120/277	50/60Hz
29W	N	29.4W	120/277V	50/60Hz
	D	29W	120V	50/60Hz
	D3	29W	120V	50/60Hz
42-45W	N	44.7W	120/277V	50/60Hz
	D3	42.8W	120V	50/60Hz

The O2 fixtures utilize drivers manufactured by Lutron, Philips, Roal and Thomas Research Products. For additional information, please consult factory.

Warranty

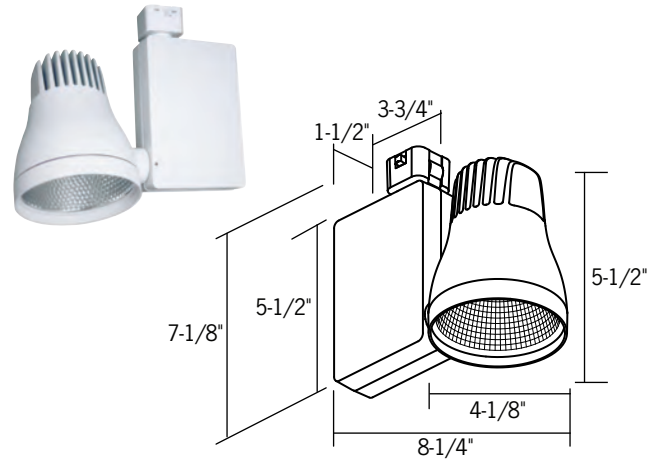
This complete fixture is covered by ConTech's full five (5) year replacement guarantee after date of purchase.

Listing

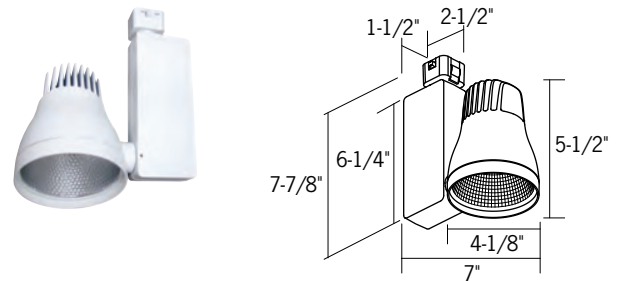
cCSAus Certified to UL standards. Suitable for dry locations.

Fixture Compatibility

Standard ConTech track fixtures are cCSAus Certified as-is for use with ConTech's many track systems, as well as with Juno^{®1} Lighting track. By changing the prefix in the part number, ConTech can install inserts which make our fixtures compatible with other manufacturers. Replace "CTL" with "HTL" for Halo^{®2} track, "LTL" for Lightolier^{®3} track, and "PTL" for Capri^{®4} track. For more information, please consult our factory.



Thin Vertical Housing



1. Juno is a registered trademark of Juno Lighting
 2. Halo is a registered trademark of Cooper Lighting
 3. Lightolier is a registered trademark of Philips Lighting
 4. Capri is a registered trademark of Philips Lighting

CTL805 V

02 Vertical Housing Dimmable LED Track Fixture

Ordering Information

Example Order: -

Track System	Fixture	Orientation	Beam	Color Temp	Dimming Option	Finish	Accessories
<input type="text"/>	<input type="text"/>	<input type="text"/>	<input type="text"/>	<input type="text"/>	<input type="text"/>	<input type="text"/>	<input type="text"/>
CTL - ConTech HTL - Halo LTL - Lightolier PTL - Capri	8051 - 14W/ 1065Lm 8052 - 29W/ 1900Lm 8053 - 42 - 45W/ 2550Lm	V - Vertical VT - Vertical Thin 8052 Non-Dimming Only	S - Spot M - Medium F - Flood	27 - 2700K 3 - 3000K 35 - 3500K 4 - 4000K 27C - 2700K, 90+ CRI 3C - 3000K, 90+ CRI 35C - 3500K, 90+ CRI 4C - 4000K, 90+ CRI	N - Non-Dimming D - Dimming (120V Only) D3 - Lutron Hi-lume 1% 2-Wire LED Driver (120V Forward Phase Only)	B - Black P - White S - Silver	LA-45 - Black Honeycomb Louver FA-41-(B,P,S) - 1" Snoot/ Accessory Holder LF20-(A, B, CL, G, LB, R, RO, Y, 73, LS, SL, UV)* 3-3/4" Dia. Tempered Glass Lenses

*Color/Pattern Legend

-A (Amber), -B (Blue), -CL (Clear), -G (Green), -LB (Light Blue), -R (Red), -RO (Rose), -Y (Yellow), -73 (Spread Lens), -LS (Linear Spread Lens), -SL (Soft Light), -UV (Optivex UV Filter)

1. Juno is a registered trademark of Juno Lighting
 2. Halo is a registered trademark of Cooper Lighting
 3. Lightolier is a registered trademark of Philips Lighting
 4. Capri is a registered trademark of Philips Lighting

CTL805 V

02 Vertical Housing Dimmable LED Track Fixture

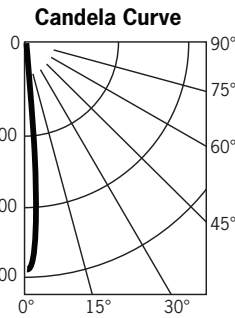
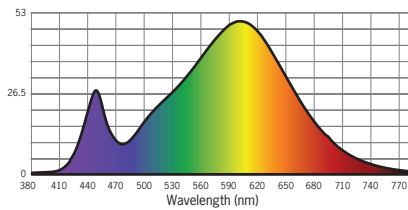
Photometrics

*For 14W data, multiply results by .36; For 29W data, multiply results by .73

42 - 45W* Spot Beam, 3000K: CTL8053VS3

Designed for 50,000 Hour Lamp Life¹; LM-63 Test No. 74946

Light Output (Fixture Delivered Lumens): 2544
 Total Watts@120V: 44.3
 Lumens Per Watt: 57.4
 Color Rendering Index (CRI)²: 82
 Color Temperature (CCT)³: 3145 Warm White
 Spectral Power Distribution Chart⁴
 LM-79 Test No. 74951



FROM 0	CANDELA	LUMENS
0	27539	
5	18609	1334
15	2144	676
25	941	424
35	17	73
45	10	8
55	8	7
65	9	9
75	6	7
85	4	4
95	0	

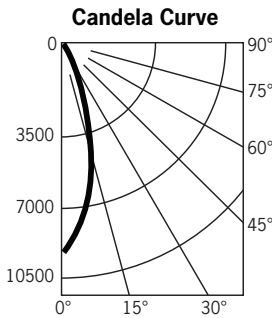
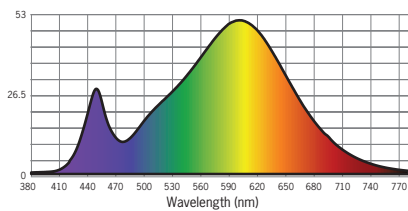
DISTANCE (FT.)	FOOTCANDLES (FC)	BEAM DIAMETER (FT.)
6'	765.0	1.4
8'	430.3	1.8
10'	275.4	2.3
12'	191.2	2.7
14'	140.5	3.2
16'	107.6	3.7

Beam Distribution: 13°

42 - 45W Medium Beam, 3000K: CTL8053VM3

Designed for 50,000 Hour Lamp Life¹; LM-63 Test No. 74947

Light Output (Fixture Delivered Lumens): 2590
 Total Watts@120V: 44.7
 Lumens Per Watt: 57.9
 Color Rendering Index (CRI)²: 82
 Color Temperature (CCT)³: 3140 Warm White
 Spectral Power Distribution Chart⁴
 LM-79 Test No. 74952



FROM 0	CANDELA	LUMENS
0	9240	
5	8290	719
15	3949	1093
25	1401	655
35	23	89
45	11	8
55	9	8
65	8	8
75	7	7
85	3	3
95	0	

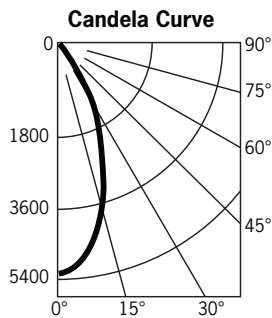
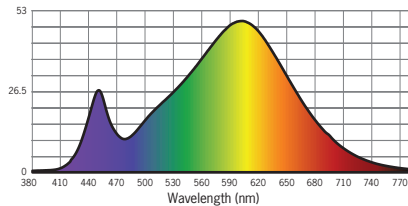
DISTANCE (FT.)	FOOTCANDLES (FC)	BEAM DIAMETER (FT.)
6'	256.7	2.7
8'	144.4	3.5
10'	92.4	4.4
12'	64.2	5.3
14'	47.1	6.2
16'	36.1	7.1

Beam Distribution: 27°

42 - 45W* Flood Beam, 3000K: CTL8053VF3

Designed for 50,000 Hour Lamp Life¹; LM-63 Test No. 74948

Light Output (Fixture Delivered Lumens): 2567
 Total Watts@120V: 44.2
 Lumens Per Watt: 58.1
 Color Rendering Index (CRI)²: 83
 Color Temperature (CCT)³: 3134K Warm White
 Spectral Power Distribution Chart⁴
 LM-79 Test No. 74953



FROM 0	CANDELA	LUMENS
0	5251	
5	5098	467
15	3578	984
25	1906	861
35	203	211
45	15	15
55	10	9
65	9	9
75	8	8
85	3	4
95	0	

DISTANCE (FT.)	FOOTCANDLES (FC)	BEAM DIAMETER (FT.)
6'	145.9	3.8
8'	82.0	5.1
10'	52.5	6.4
12'	36.5	7.7
14'	26.8	8.9
16'	20.5	10.2

Beam Distribution: 40°

1. Dependant on surrounding temperatures
 2. Accuracy of rendering colors
 3. Color appearance of light source
 4. Colors present within the light source