

TLT & TLTO Tapelight Series


Mounting Accessories



Aluminum Mounting Channel

Provides excellent heat sinking and protection to the LEDs while ensuring a clean, straight run. *Outdoor/wet listed Tapelight is not compatible with channel end caps or diffusion lenses, except when using the Deep Standard Channel.*

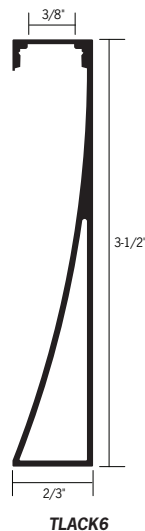
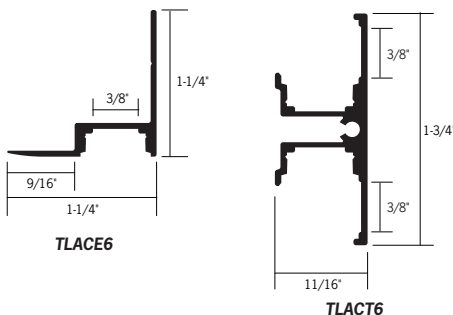
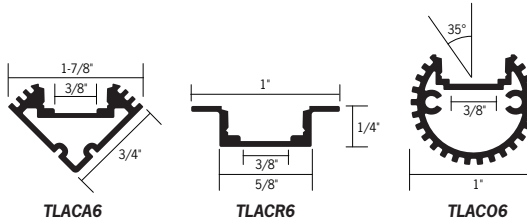
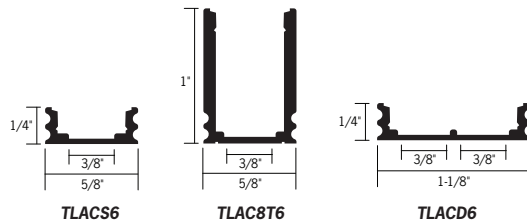
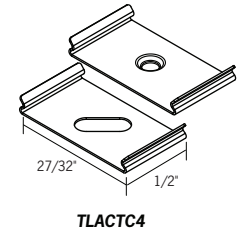
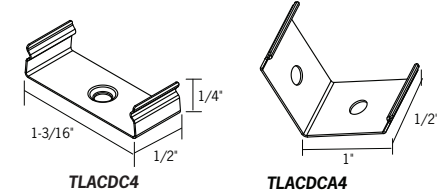
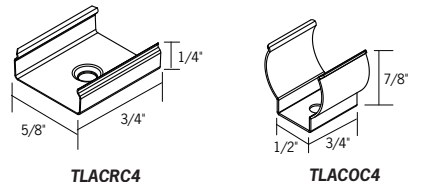
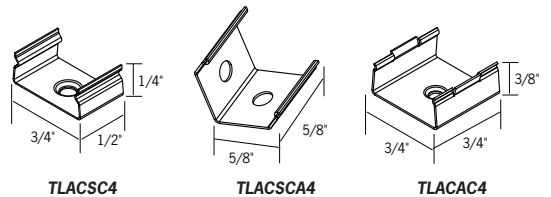
- TLACS6** - 6' Standard Channel, Aluminum
- TLACS6-B** - 6' Standard Channel, Black
- TLAC8T6** - 6' Deep Standard Channel, Aluminum
- TLAC8T6-B** - 6' Deep Standard Channel, Black
- TLACD6** - 6' Double Wide Channel, Aluminum
- TLACD6-B** - 6' Double Wide Channel, Black
- TLACA6** - 6' 45° Angled Channel, Aluminum
- TLACA6-B** - 6' 45° Angled Channel, Black
- TLACR6** - 6' Recessed Channel, Aluminum
- TLACR6-B** - 6' Recessed Channel, Black
- TLACO6** - 6' Round Channel, Aluminum
- TLACO6-B** - 6' Round Channel, Black
- TLACE6** - 6' Ceiling Edge Mount Channel, Aluminum
- TLACE6-B** - 6' Ceiling Edge Mount Channel, Black
- TLACE6-P** - 6' Ceiling Edge Mount Channel, White
- TLACK6** - 6' Toe Kick Channel, Aluminum
- TLACK6-B** - 6' Toe Kick Channel, Black
- TLACK6-P** - 6' Toe Kick Channel, White
- TLACT6** - 6' Wall Mount "T" Channel, Aluminum
- TLACT6-B** - 6' Wall Mount "T" Channel, Black
- TLACT6-P** - 6' Wall Mount "T" Channel, White



Aluminum Channel Mounting Clips

(4) Mounting clips and (4) Philips head screws per package. 24" Between clips recommended for most applications.

- TLACSC4** - Standard Channel Mounting
- TLACSCA4** - Standard Channel, Angled Mounting
- TLACAC4** - Angled Channel Mounting
- TLACRC4** - Recessed Channel Mounting
- TLACOC4** - Round Channel Mounting
- TLACDC4** - Double Wide Channel Mounting
- TLACDCA4** - Double Wide Channel, Angled Mounting
- TLACTC4** - Wall Mount "T" Channel Mounting Clip Set



TLT & TLTO Tapelight Series

Mounting Accessories



Acrylic Diffusion Lens

For use with mounting channel. Provides extra protection for the LEDs as well as diffusion to reduce glare. 6' L x 1/2" W. *Wet listed Tapelight is not compatible with channel end caps or diffusion lenses.*

TLALC6 - Clear Lens

TLALF6 - Frosted Lens

TLALCD6 - Double Wide Clear Lens

TLALFD6 - Double Wide Frosted Lens



Aluminum Channel End Caps

Creates a clean finish to the mounting channel. Set of two (2) end caps; one open, one closed. *Wet listed Tapelight is not compatible with channel end caps or diffusion lenses.*

TLACSE2 - Standard Channel End Caps, Grey

TLACSE2-B - Standard Channel End Caps, Black

TLACAE2 - Angled Channel End Caps, Grey

TLACAE2-B - Angled Channel End Caps, Black

TLACRE2 - Recessed Channel End Caps, Grey

TLACRE2-B - Recessed Channel End Caps, Black

TLACOE2 - Round Channel End Caps, Grey

TLACOE2-B - Round Channel End Caps, Black

TLACDE2 - Double Wide Channel End Caps, Grey

TLACDE2-B - Double Wide Channel End Caps, Black

TLACKE2 - Toe Kick End Caps, Grey

TLACKE2-B - Toe Kick End Caps, Black

TLACKE2-P - Toe Kick End Caps, White

TLACTE2 - Wall Mount "T" End Caps, Grey

TLACTE2-B - Wall Mount "T" End Caps, Black

TLACTE2-P - Wall Mount "T" End Caps, White



Wet Listed Tapelight End Caps

Included with wet listed Tapelight kit. Use with silicone sealant to create a water tight seal after tape is cut. Set of two (2) end caps.

TLAOEC2



Wet Listed Tapelight Mounting Clips

Included with wet listed Tapelight kit. Four (4) mounting clips and eight (8) Philips head screws per package. 24" Between clips is recommended for most applications.

TLAOMC4



Wet Listed Tapelight Silicone Sealant

Included with wet listed Tapelight kit. For securing end caps to end of tapelight to create a water-tight seal.

TLAOSG